




A whiteboard with a black frame. At the top, there is a banner of colorful triangular flags in red, yellow, green, and purple. The word 'Welcome' is written in a large, multi-colored font. Below it, the text 'Title Parent Meeting' is written in a bold, black font. At the bottom, '-Mrs. Albers & Mrs. Smith-' is written in a bold, black font. A whiteboard marker tray is visible at the bottom of the board.



History and Goal of Title 1

- Title I is a federally funded program started in the 1960's to enhance reading and math achievement in public schools.
- The main goal of Title I is to help every child get a quality education.



Selecting Students for Title 1

- STAR results (Standardized Testing And Reporting)
- DIBELS results (assesses early literacy skills)
- Classroom assessments (ex. oral expression, listening comprehension, fluency, etc.)
- Recommendations from current and past teachers
- Previous Title I participation



Tier Grouping

- **Tier 1: General Education Classroom**
- **Tier 2: Title-Small Group**
(4-6 students)
- **Tier 3: Intensive Intervention** (2-4 students)



Benefits

1. Small group instruction
2. One on one instruction
3. A variety of teaching methods and materials-researched based
4. Hands-on learning
5. Review of concepts presented in the classroom



Main Program: Sonday System

1. It is a structured, systematic program that provides multi-sensory practice and interactive opportunities for learning.

Develops Key Reading Components:


- Fluency
- Phonics
- Vocabulary
- Comprehension
- Phonemic Awareness

See attached sheet for more information



Other Interventions....

1. Fry Words
 2. Read Live
 3. Repeated Readings
 4. Foundations (double dip)
 5. Word Work
 6. Heggarty/Bridge the Gap
- *What fits your child's needs the best



Communication

1. Teacher or parent initiated conferences
2. Phone calls, e-mails, and/or notes
3. Progress reports sent home with report cards at the end of each 9 weeks.






Check out our [Google Classroom](#) for our monthly newsletter and online interventions.



Questions/Concerns

YOU ARE
ESSENTIAL

A cartoon illustration of a woman with long black hair, wearing glasses and a brown scarf. She is smiling and has her hands clasped in front of her chest. The text "YOU ARE" is written in yellow with a red outline above her, and "ESSENTIAL" is written in blue with a white outline below her. The background is decorated with colorful hearts and stars.

Any Questions?



Contact Us:
 albers.eric@coldwatercavs.org
 smith.sara@coldwatercavs.org



ADJECTIVES Modify a noun or an adjective to describe something or someone. Examples: <i>sweet</i> , <i>beautiful</i>	PARTS OF SPEECH A category of words that perform a particular function in a sentence.	INTERJECTION Expresses emotion and has no effect on the rest of the sentence. Examples: <i>hello!</i> , <i>yikes!</i> , <i>ouch!</i> , <i>oh my!</i>	CONJUNCTION Joins words or groups of words or clauses. Examples: <i>and</i> , <i>because</i>
NOUNS Name a person, place, thing, or idea. Examples: <i>book</i> , <i>rocket</i> , <i>science</i> , <i>cat</i>	ADVERBS Modify a verb, an adjective, another adverb, or a sentence. Examples: <i>wildly</i> , <i>brightly</i> , <i>beautifully</i>	PREPOSITIONS Shows the relationship of a noun or a pronoun to other words in a sentence. Examples: <i>of</i> , <i>beside</i> , <i>over</i> , <i>for</i> , <i>under</i>	PRONOUN To stand in place of one or more nouns or phrases. Examples: <i>he</i> , <i>she</i> , <i>it</i> , <i>they</i> , <i>himself</i>

